



AUGMENTED CHOIRS

Soundbank Manual

Software Version 1.0
EN250925

End-User License Agreement (EULA)

////////////////////////////////////

Use of this product is subject to the acceptance of our End User License Agreement, available [here](#).

Table of Contents

////////////////////////////////////

Introduction	4
User Interface	
Main.....	5
Layer Editor	6
Layer FX	7
Layer Modulations	8
Arp Editor.....	9
FX.....	10
Preset List.....	11
Layer Sound List.....	15
Links	18
Credits and Thanks	19

Introduction



Augmented Choirs – Pristine Voices Reimagined

FROM CLASSICAL CHOIRS TO HYBRID TEXTURES

Augmented Choirs bridges centuries of vocal tradition with today's most inventive sound design. Recorded over six years in legendary halls and intimate studios around the world, it captures the nuance, power, and humanity of hundreds of vocalists, then opens the door to bold new sonic possibilities. From delicate whispers to epic tutti chords, Augmented Choirs lets you bring vocal emotion into any genre, in ways both familiar and entirely new.

Discover the perfect blend of pristine, high-quality recordings and creative sound design.

A WORLD OF VOICES

Augmented Choirs is fueled by various sound categories, each with distinct character and creative potential:

- **Classical** – Rich, traditional ensembles with timeless tone
- **Studio** – Modern, tight harmonies ideal for pop and hybrid
- **Georgian / Folk** – Rare Eastern ensembles and interval-based harmonies
- **Solo Vox** – Intimate soloists across genres and styles
- **Synth** – Iconic synths shaping vocal textures from sharp attacks to lush soundscapes
- **Tape** – Specially recreated sounds, re-sampled on tapes, slowed down or speed up

CAPTURED WITH PRECISION

Every recording was captured with obsessive attention to detail. Microphone choices and positioning were optimized for each performance, capturing every nuance, including the natural release stages in our Classical recordings (True Release). Unique articulations, sustained vowels, dynamic swells, and special techniques were recorded to maximize expressive potential, the result is a palette of over 500 vocal sources that can be used pure and unprocessed, or radically transformed.

HYBRID POWER, INFINITE POSSIBILITIES

Augmented Choirs merges UVI's world-class vocal sampling with advanced synthesis to create an instrument that goes far beyond traditional choir libraries. Its 4-layer architecture allows you to mix, morph, and modulate traditional and non-traditional sources, building unique hybrid timbres heard nowhere else. Whether you want subtle human breath in a synth pad, or a cathedral choir layered with vocoders and tape noise, the possibilities are endless.

AUGMENTED ENGINE

At its core is a feature-rich synthesis and modulation environment, with extensive sound design potential and a powerful sequencer that can transform static patches into rhythmic textures, ostinatos, or evolving swells.

- Envelopes, multi-mode filters, & effects per layer
- Built-in sequencer for evolving textures
- Extensive FX rack including send & bus effects

DESIGNED BY EXPERTS

Over 800 presets were handcrafted by UVI's sound design team, each built to inspire and serve as both finished sounds and starting points for exploration. Presets range from traditional choral ensembles and cinematic layers to ethereal pads, rhythmic pulses, vocal textures, and experimental effects. Because all are built on a powerful hybrid engine, even the most traditional starting points can be morphed into something entirely new in seconds.

ONE-OF-A-KIND EXPRESSION

From cinematic scores and pop productions to avant-garde soundscapes, Augmented Choirs offers a spectrum of timbres no other instrument can match. It's the human voice, timeless, emotional, and endlessly transformable, reimagined for the modern composer and producer.

Minimum System Requirements

- Latest version of UVI Workstation or Falcon
- 20GB of disk space

For more information on the installation process, please refer to the document: [Install Guide](#)


User Interface - Main

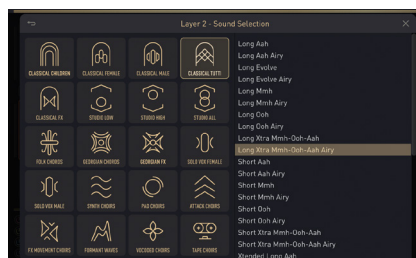


1 Global Controls

- » **Pages**
Change current page: Main, A and B layers, Seq and FX
- » **Layer Level**
Click-drag the yellow arrow to the right of the A or B level meter to change its gain
- » **Master Volume**
Set the global output level with VU

2 Layer Controls (A1, A2, B1, B2)

- » **Power Layer** 
Click to disable the Layer
- » **Layer Crossfader**
Click-drag to morph layer mix 1 and 2
- » **Sound**
Select sounds by browser or by using the [<] [>] arrows



Click the  button to undo selection

Click the [X] button to close the panel




- » **Volume**
Adjust the layer volume
- » **Octave**
Adjust the octave offset
- » **Keyboard Range**
Click-drag or double-click to set the range of notes that each layer will respond to
The left note (e.g. C-2) to set the lowest note of the range
The right note (e.g. G8) to set the highest note of the range

3 Bend

Set the pitchbend range

4 Harmonizer

Add harmony note(s) of the sound according to the following settings:

- » **Power** 
Click to enable the effect
- » **Scale Input**
Scales the input MIDI to selected Scale
- » **Harmony Slots**
Up to five notes of harmonization
[+] - Click-drag the empty slot to add the harmony in range of +/- 24 semitones
[X] - Click to empty the slot
- » **Scale** - Set the scale
- » **Root Key** - Set the locked root key
- » **Root Lock**  - Click to lock the root key
- » **Randomize Harmony** 
Click to randomize all harmony notes
- » **Reset All** [X]
Reset all harmony



5 Voices

Set the maximum polyphony of the patch




User Interface - Layer Edit





1 Layer Global

- » **Layer Select** - Change current Layer 1 or 2
- » **Power Layer**  - Click to disable the Layer
- » **Link** - Links Layer 1 and 2 so that changes made on one affect the other as well
- » **Sound** - Select sounds by browser or by using the [◀] [▶] arrows
- » **Sound Commands**  - Click to execute the commands by drop-down menu
Clear - Reset the layer settings
Copy to - Copy the current sound settings to one of the other layers


2 Amp & MIDI

- » **MIDI Mode** - Set the dynamics control mode, Velocity or Modwheel
- » **MIDI Curve**  - Click and drag to adjust the curve of dynamics response
- » **Smooth Filter** - Set the velocity amount of LP 6dB/oct filter for smooth timbre changes
- » **Gain** - Adjust the overall layer level
- » **Pan** - Adjust the layer's stereo pan position
- » **ADSR** - Adjust the layer level over time using an Attack/Decay/Sustain/Release envelope
- » **Attack and Decay Curve**  - Click-drag to adjust the curve of attack and decay/release envelope stages
- » **True Release**  - Enables release samples
- » **Release** - Adjust the release samples level




3 Filter

- » **Power**  - Activate the filter
- » **Mode** - Set the filter mode; Xpander, VCF-20 and Comb. Xpander filter can select between lowpass, bandpass, and highpass filter shapes
- » **Cutoff** - Set the filter cutoff frequency
- » **Q** - Set the filter resonance amount
- » **Drive** - Set the filter drive amount (Xpander)
- » **LP/HP** - Set the filter to high-pass or low-pass mode (VCF-20)
- » **+/-** - Set the filter polarity (Comb)
- » **Depth** - Set the filter depth amount
- » **ADSR** - Typical ADSR envelope for the Filter
- » **Attack and Decay Curve**  - Click-drag to adjust the curve of attack and decay/release envelope stages

4 Pitch & Voicing

- » **Voice Mode** - Set the voice mode between Poly, Poly Portamento, Mono Retrigger, Mono Portamento and Legato
- » **Octave** - Transpose the pitch in octaves
- » **Color** - Shifts color based on adjacent samples
- » **Pitch** - Fine-tune the pitch in cents
- » **Depth** - Set the depth of the pitch envelope
- » **Time** - Set the pitch glide time
- » **Time Curve**  - Click-drag to adjust the curve of the glide time

5 Crossfader

- » **Crossfader** - Click-drag to morph layer mix
- » **Modulation**  - Enable/disable crossfader modulation
- » **Modulation Shape** - Click to select the modulation shape from drop-down menu
- » **Frequency** - Adjust the modulation speed
Host Sync off - Set the speed at Hz
Host Sync on - Set the speed at musical units such as 1/4, 1/8 dots, 1/16 triplet and so on
- » **Depth** - Adjust the modulation depth
- » **Host Sync**  - Enable/disable the modulation speed sync to host (DAW project) tempo
- » **Invert**  - Invert the modulation direction

6 Layer FX

Click FX tab to access the Layer Effects
 See page 7 for more details

7 Layer Modulators

Click the label at the left to switch the layer Modulators, between LFO 1, LFO 2, Step Modulator 1 or Step Modulator 2
 See page 8 for more details

User Interface - Layer Effects




1 Layer FX



Click FX tab to access the Layer Effects

The Layer effects are global to A layers and B layers



2 Wave Shaper

- » **Power**  - Enable/disable the effect
- » **IN** - Set the input gain
- » **Out** - Set the output gain
- » **Mode** - Set the waveform of the effect
- » **Amount** - Set the effect amount
- » **Mix** - Set the effect dry/wet balance


3 Flanger

- » **Power**  - Enable/disable the effect
- » **Frequency** - Set the modulation speed
Host Sync off - Set the speed at Hz
Host Sync on - Set the speed at musical units such as 1/4, 1/8 dots, 1/16 triplet and so on
- » **Host Sync**  - Enable/disable the modulation speed sync to host [DAW project] tempo
- » **Delay** - Set the delay time of the effect
- » **Feedback** - Set the feedback amount
- » **Mix** - Set the effect dry/wet balance


4 Phaser

- » **Power**  - Enable/disable the effect
- » **Frequency** - Set the modulation speed
Host Sync off - Set the speed at Hz
Host Sync on - Set the speed at musical units such as 1/4, 1/8 dots, 1/16 triplet and so on
- » **Host Sync**  - Enable/disable the modulation speed sync to host [DAW project] tempo
- » **Order** - Set the phase shift order
- » **Feedback** - Set the feedback amount
- » **Mix** - Set the effect dry/wet balance

5 Equalizer

- » **Power**  - Enable/disable the effect
- » **High** - Set the high frequency band gain
- » **Mid** - Set the middle frequency band gain
- » **Low** - Set the low frequency band gain
- » **Crossover Frequency** *f* - Set the frequency between low and middle bands, and between middle and high bands

6 Send FX

- » **Power**  - Enable/disable the send per effect, Sparkverb, Convolution, Delay and Feedback
- » **Send Level** - Set the send level per effect

7 Layer Modulators

Click the label at the left to switch the layer Modulators, between LFO 1, LFO 2, Step Modulator 1 or Step Modulator 2



See page 8 for more details

User Interface - Modulation Edit






1 LFO A

Click LFO A label (left) to access the modulator


- » **Power**  - Activate the modulation
- » **Shape** - Dial to select the modulation shape
- » **Frequency** - Adjust the modulation speed
Host Sync off - Set the speed at Hz
Host Sync on - Set the speed at musical units such as 1/4, 1/8 dots, 1/16 triplet and so on
- » **Host Sync**  - Enable/disable the modulation speed sync to host (DAW project) tempo
- » **Phase** - Adjust the LFO start phase
- » **Delay** - Set the onset delay time of the LFO
- » **Rise** - Set the rise time of the LFO amount
- » **Depth** - Set the modulation depth amount
- » **Mode** - Set the voice mode between Legato and Retrigger

2 LFO B

Click LFO B label (left) to access the modulator






- » **Power**  , **Frequency**, **Host Sync**  , **Mode** and **Depth** - See LFO A
- » **Shape**  - Click to choose the shape from menu



- » **Humanize** - Adjust the randomize amount
- » **Smooth** - Adjust the smoothing amount
- » **Invert**  - invert the LFO phase

3 Step Modulator

Click Step A or Step B label (left) to access each step modulator

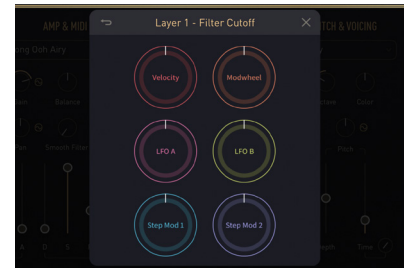
- » **Power**  , **Frequency**, **Host Sync**  , and **Mode** - See LFO A
- » **Step Editor** - Click-drag to set the modulation amount per step
- » **Shift** - Shift steps left or right by using the [] [] arrows found on the sides of the Step Editor
- » **Step Pattern Menu**  - Click to open the Step Pattern Panel to select a preset pattern



- » **Bipolar** - Enable/disable Bipolar mode
- » **Smooth** - Click to smooth the transition between steps
- » **Invert** - invert the modulation pattern
- » **Clear** - Initialize the pattern
- » **Steps** - Set the number of steps
- » **Speed** - Adjust the modulation speed
Host Sync off - Set the speed at Hz
Host Sync on - Set the speed at musical units such as 1/4, 1/8 dots, 1/16 triplet and so on
- » **Smooth** - Adjust the overlap between steps

4 Open Modulation Panel

At the right of modulatable parameters, click the  button to open the Modulation Panel



Click the  button to undo edits




Click the [X] button to close the panel

User Interface - Arpeggiator Edit



1 ▶ Arpeggiator

Click A or B tab to select the Arpeggiator to edit

- » **Power**  - Enable/disable the Arpeggiator
- » **Mode** - Click to set the arpeggiator mode: Arpeggiator, or Phraser
- » **Octave Low/High** - Lock the sequence in a specific octave range, with lowest and highest octave [Phraser mode only]
- » **Motion** - Click to set the arpeggiator motion as played, up, down, or up+down [Arp mode only]
- » **Speed** - Set the step duration
- » **Steps** - Set the number of steps
- » **Octave** - Set the octave range of the arpeggiation
- » **Step Editor**
 - Vel** - Click-drag to set the velocity
 - Link** - Enable to sustain the previous step
 - Mode** - Set the step type (Basic, Harmonized or Chord) based on mode
 - Pitch** - Set a pitch offset in semitones
 - Octave** - Set a pitch offset in octaves
 - Gate** - Set the step gate duration
 - Pan** - Set the step pan
 - Menus**  - Click the  button to right side of each row to either initialize, randomize, or select a preset.



2 ▶ Preset

- » **Preset** - Change presets by drop-down menu or by using the [] [] arrows

3 ▶ Chord Detector

- » **Chord** - Indicates the chord type detected from current incoming MIDI notes

4 ▶ Shift

- » **Shift** - Shift a step ahead or behind by using the [] [] arrows at both side of the Step Editor





5 ▶ Dual

- » **Dual** - Enable/disable the dual arpeggiator mode, Arp B uses Arp A arpeggiation




User Interface - FX



1 Send FX

- » **Sparkverb**
Power  - Enable/disable the effect
Size - Set the reverb room size
Decay - Set the reverb decay time
High/Low - Multiplies the decay time [-/+] for the high and low frequencies
Gain - Set the output gain of the effect
- » **Convolution**
Power  - Enable/disable the effect
IR - Select an IR by drop-down menu or by using the [**<**] [**>**] arrows
Time - Set the reverb time
PreDelay - Set the time before reverb starts
Width - Adjust the stereo width of the reverb from mono to wide stereo
Gain - Set the output gain of the effect
- » **Dual Delay**
Power  - Enable/disable the effect
Time - Set the delay time
Feedback - Set the delay feedback amount
High/Low Cut - Set the delay output's High-Cut and Low-Cut filter frequencies
In/Out Width - Adjust the stereo width of the effect at input stage and output stage
Gain - Set the output gain of the effect
- » **Feedback Machine**
Power  - Enable/disable the effect
Comb - Set the comb filter amount
BP Cutoff - Set the cutoff filter frequency of the band-pass filter
Gain - Set the output gain of the effect

2 Bus FX

- » **Drive**
Power  - Enable/disable the effect
Amount - Set the drive amount
Tone - Adjust the brightness of the effect [Lowpass filter frequency]
Gain - Set the output gain of the effect
- » **Equalizer**
Power  - Enable/disable the effect
Gain - [High/Mid/Low] Set the gain amount [+/-] for each band
Mid f - Set the frequency of the Mid band
- » **Maximizer**
Power  - Enable/disable the effect
Threshold - Set the input level at which limiting will begin

Preset List

01 Classical Choir

Almight
Ancient Civilisation MW
Angelic Depth
Buda Split
Deep Amb
Dembell
Gated Choir
Grand Opening MW
Group Response
Heaven On Mod
Ice Hissing
Keytime
Pirates Hymn
Soul Dark
Stab A Matter
Stellar Temple
Sweepphony MW
Tutti Evolve Airy Xtended
Tutti Evolve Xtended
Wednesday Reveal MW

Single Layer

V CL Children Long Aah
V CL Children Long Evolve
V CL Children Long Mmh
V CL Children Long Ooh
V CL Children Long Xt Mh-Oh-Ah
V CL Children Short Aah
V CL Children Short Mmh
V CL Children Short Ooh
V CL Children Short Xt Mh-Oh-Ah
V CL Female Long Aah
V CL Female Long Evolve
V CL Female Long Mmh
V CL Female Long Ooh
V CL Female Long Xt Mh-Oh-Ah
V CL Female Short Aah
V CL Female Short Mmh
V CL Female Short Ooh
V CL Female Short Xt Mh-Oh-Ah
V CL Male Long Aah
V CL Male Long Evolve
V CL Male Long Mmh
V CL Male Long Ooh
V CL Male Long Xt Mh-Oh-Ah
V CL Male Short Aah
V CL Male Short Mmh
V CL Male Short Ooh
V CL Male Short Xt Mh-Oh-Ah
V CL Tutti Long Aah
V CL Tutti Long Evolve
V CL Tutti Long Mmh
V CL Tutti Long Ooh
V CL Tutti Long Xt Mh-Oh-Ah
V CL Tutti Short Aah
V CL Tutti Short Mmh
V CL Tutti Short Ooh
V CL Tutti Short Xt Mh-Oh-Ah
V CL Tutti Xtended Long Aah
V CL Tutti Xtended Long Mmh
V CL Tutti Xtended Long Ooh
V CL Tutti Xtended Long Xt Mh-Oh-Ah
V CL Tutti Xtended Short Aah
V CL Tutti Xtended Short Mmh
V CL Tutti Xtended Short Ooh
V CL Tutti Xtended Short Xt Mh-Oh-Ah
W CL Children Long Aah
W CL Children Long Evolve
W CL Children Long Mmh
W CL Children Long Ooh
W CL Children Long Xt Mh-Oh-Ah
W CL Female Long Aah
W CL Female Long Evolve
W CL Female Long Mmh
W CL Female Long Ooh
W CL Female Long Xt Mh-Oh-Ah
W CL Male Long Aah
W CL Male Long Evolve
W CL Male Long Mmh
W CL Male Long Ooh
W CL Male Long Xt Mh-Oh-Ah
W CL Tutti Long Aah
W CL Tutti Long Evolve
W CL Tutti Long Mmh
W CL Tutti Long Ooh
W CL Tutti Long Xt Mh-Oh-Ah
W CL Tutti Xtended Long Aah
W CL Tutti Xtended Long Mmh
W CL Tutti Xtended Long Ooh
W CL Tutti Xtended Long Xt Mh-Oh-Ah

02 Studio Ensemble

Apogee MW
Battle Of Angels
Crescendo Pan MW
Deep Trouble
Genre Split
Grand Stage
Gritty Modwheel
Heavenly
Hilao Dream
Horas
Human to Robot
Knight Run
Mmmorial Pad
Nautica
Organoid
Perspective
Sopra Aura
Staccato Queue
Synthetic Cloud
Triplet Magnet
Tutti Shorty

Single Studio Choirs

V ST All Crescendo Aah
V ST All Crescendo Mmh
V ST All Crescendo Ooh
V ST All Crescendo Uuh
V ST All Crescendo Xt Mh-Oh-Ah
V ST All Crescendo Xt Mh-Uh-Oh
V ST All Crescendo Xt Uh-Oh-Ah
V ST All Long Aah
V ST All Long Mmh
V ST All Long Ooh
V ST All Long Uuh
V ST All Long Xt Mh-Oh-Ah
V ST All Long Xt Mh-Uh-Oh
V ST Alto Crescendo Aah
V ST Alto Crescendo Mmh
V ST Alto Crescendo Uuh
V ST Alto Crescendo Xt Mh-Uh-Ah
V ST Alto Long Aah
V ST Alto Long Mmh
V ST Alto Long Ooh
V ST Alto Long Uuh
V ST Alto Long Xt Mh-Oh-Ah
V ST Alto Short Aah
V ST Alto Short Mmh
V ST Alto Short Ooh
V ST Alto Short Uuh
V ST Bass Crescendo Aah
V ST Bass Crescendo Mmh
V ST Bass Crescendo Ooh
V ST Bass Crescendo Uuh
V ST Bass Crescendo Xt Mh-Oh-Ah
V ST Bass Long Aah
V ST Bass Long Mmh
V ST Bass Long Ooh
V ST Bass Long Uuh
V ST Bass Long Xt Mh-Oh-Ah
V ST Bass Short Aah
V ST Bass Short Mmh
V ST Bass Short Ooh
V ST Bass Short Uuh
V ST Bass Short Xt Mh-Oh-Ah
V ST Soprano Crescendo Aah
V ST Soprano Crescendo Mmh
V ST Soprano Crescendo Ooh
V ST Soprano Crescendo Uuh
V ST Soprano Crescendo Xt Mh-Oh-Ah
V ST Soprano Long Aah
V ST Soprano Long Mmh
V ST Soprano Long Ooh
V ST Soprano Long Uuh
V ST Soprano Long Xt Mh-Oh-Ah
V ST Soprano Short Aah
V ST Soprano Short Mmh
V ST Soprano Short Ooh
V ST Soprano Short Uuh
V ST Tenor Crescendo Aah
V ST Tenor Crescendo Mmh
V ST Tenor Crescendo Ooh
V ST Tenor Crescendo Uuh
V ST Tenor Crescendo Xt Mh-Oh-Ah
V ST Tenor Long Aah
V ST Tenor Long Mmh
V ST Tenor Long Ooh
V ST Tenor Long Uuh
V ST Tenor Long Xt Mh-Oh-Ah
V ST Tenor Short Aah
V ST Tenor Short Mmh
V ST Tenor Short Ooh
V ST Tenor Short Uuh
V ST Tutti Short Aah
V ST Tutti Short Mmh
V ST Tutti Short Ooh
V ST Tutti Short Uuh
V ST Tutti Short Xt Mh-Oh-Ah
V ST Tutti Short Xt Mh-Uh-Ah

Single Voices Georgia

V GE Long Aah
V GE Long Eeh
V GE Long Iih
V GE Long Mmh
V GE Long Ooh
V GE Long Uuh

Preset List



03 Acoustic FX & Chords

V GE Phrases 070BPM Hirao
V GE Phrases 070BPM leauau
V GE Phrases 070BPM lleba
V GE Phrases 070BPM Takataka
V GE Phrases 140BPM Hirao
V GE Phrases 140BPM leauau
V GE Phrases 140BPM Takataka
V GE Short Ah
V GE Short Che
V GE Short Da
V GE Short Di
V GE Short Hu
V GE Short Ka
V GE Short Kai
V GE Short Ki
V GE Short Ma
V GE Short Mi
V GE Short Na
V GE Short Ni
V GE Short Nu
V GE Short Ra
V GE Short Xe
V GE Short Ya
V GE Short Ye
V GE Short Yo
V GE Xt Long Mh-Oh-Uh
V GE Xt Long Mh-Uh-Ah
V GE Xt Long Oh-Eh-Ih
V GE Xt Short Hu-Yo-Da
V GE Xt Short Ra-Ma-Kai
V GE Xt Short Xe-Mi-Di
W GE 070BPM Hirao
W GE 070BPM leauau
W GE 070BPM lleba
W GE 070BPM Takataka
W GE 140BPM Hirao
W GE 140BPM leauau
W GE 140BPM Takataka
W GE Long Aah
W GE Long Eeh
W GE Long Iih
W GE Long Mmh
W GE Long Ooh
W GE Long Uuh
W GE Short Ah
W GE Short Che
W GE Short Da
W GE Short Di
W GE Short Hu
W GE Short Ka
W GE Short Kai
W GE Short Ki
W GE Short Ma
W GE Short Mi
W GE Short Na
W GE Short Ni
W GE Short Nu
W GE Short Ra
W GE Short Xe
W GE Short Ya
W GE Short Ye
W GE Short Yo
W GE Xt Long Mh-Oh-Uh
W GE Xt Long Mh-Uh-Ah
W GE Xt Long Oh-Eh-Ih
W GE Xt Short Hu-Yo-Da
W GE Xt Short Ra-Ma-Kai
W GE Xt Short Xe-Mi-Di

Atlantis MW
Chords Ascensio
Dark Angel
Dark Marche
Electric Marche
Everything is Lost
Gallop
Haunted
Mayhem of Na
Melotony MW
Micro Culte
Minor Chords 1K
Monster Breath
Nanty
Nightmare
Prince Des Tenebres 1
Prince Des Tenebres 2
Ryhma Vox 1K
Stacchamony 1K
Voice Pad Ambient
Voliere Dream

04 Solo Vox

Airy & Solemn
Cheperc
Constell 1K
Disclose MW
Fantastic 4
Granular Almost
Half Robot
Low Vibrations
Minilead
Rewind
Rich Layers
Side Arp
Skane
Small Ensemble
Solo Bass
Solo Group
Solo Lead
Solo in Space
Split Marivox
Stereo Sisters
Sweet Blend
Sweet Couple
Temptation 1K
That an Angel
Touch of Chiara
Vox Igene Legato
Vox Igene Polyphonic
Wapikeys

05 Natural Ensemble

5th Element
Art of Action
Bass and Children
Choir Staccato
Chord Maj Split
Chord Min Split
Diva and Chords
Dodida
Essentiel Ensemble
Felicity
Folklore
Humanity
Incantation
Long Evolutions
Panoramaah
Salternity
Short Call MW
Space Transmission 1K
Spira 1K
Triogami

06 Cinematic

An Echo
Anthem
Charging Rays
Deep Motion
Downfall
Droning 1K
Epic To Gramm
Evolu Drone
Forests Rituals MW
Inferno Gloria
Minor Ritual 1K
Polar Moonlight
Rec Willem
Scary Place
Slow Arp
Soloist MW
Split Phaedra
Tension Wheel 1K
The Arrival
Vibrant Lands
Victory Hiss
Voice To Cluster

07 Hybrid

A Trap
Alien Awakening
Breath Catcher
Byzance Shadows
Choirgan
Conjure 1K
Constellation
Cyber Fifth
Dorian Moment
Drone N More
Egeerie
Felicity
Flux Nuxe
Formantica
Hybrid Whispers
Ice Feelings
Juan Miguel Jarros
Leaves
Love Call
Low Hits
Mix VP Tutti
Motion Wheel
Noise of Art
Not Too High
Reversed Echoes
Stachoirs On Wheel
Uban
Valse Torrent
White Lotus 1
White Lotus 2

08 Pulses

Diabolo
Emerald Sight
Facecia
Fast Ride
Infinite Words
King Speech
Little Seventy Five
No Cap
Percolator
Percussive
Psst BeatBox
Questions
Raphael Theme
Renovation
Repeat MW
Rivolva
Silk 1K
Small Univers
Some Trio
Soul Beats
Switch Disk MW
System
Tamed Chaos
ToneVoco
Trajectory
Very Thing
Wake Up Sailor
Whisper Action

09 Lo-Fi

Almost Keys
Clavinotron
Crushed Touch
Doo Brass
Doorsteps Keys
Dungeon
Flex
Hazy Bells
Lilgan
Memories
Minor 7th Taste 1K
Noisy Love
Nostalgic Element
Obsidian
Porta Vox
Retro World
Ruined Tape
Silky Lofi
Talkative
Tije Key
Tiny Pluck
Vintage Lights

10 Ambient

Alive Swell
Ambient Maker
Beyond Horizons
Cascade of Light
Conscious Limbo 1K
Echoes of Time
Enlightened
Ethereal Sky
Fifth World
Forgotten Town
Gentle Chant Arp
Groove On Wheel
Heaven Sword 1K
Hidden Speech
Iced Sands
Lost City
Malah
Manu Chaoring
Mistral
Planar Waves
Pulsar
Tape Child
VocAlain
Wind is Alive



Preset List

11 Heavy

Big Boss
Brutally Onest
Caution
Cross Bass
Danger Zone
Daw Kra Wheel
Evocation
Fallen Ones
Fever
Ghostly Keys
Heavy Steps
Hidden
Karamba
Low Rumble
Lowom
Malletalisation
Nosferatu
Plains of Orion
Pompei Jetlag
Rush
Shaded
Solemnia
Sore Throat
Stigma MW
Sub Incantation
Syntbiotic
Uncomplete

12 Augmented Layers

Air Ensemble
Bontempik
Chipowave
Digikeys
Halo Voices
Largo Winds
Leadipati
Low Gospel
Mayhem of Arp
Mermaids
Monarp
More On Wheel
Neo Donuts
New World
Ocean
Radioactive
Ribambells
Space Jazz
Step On Wheel
Tanosphere
VLow Drome
Violin Arranger
Waver 1K
Wheel Deep

Attack Choirs

Belle Voix
Fifth 2K
Flutty Choirs
Heavy Pan Jam
IA Doo Long
IA Doo Short
Matrix Attack
Matrix Stac Voices
Mini VS Choir
Mix Bell Choirs
Nineties Plux
Pannox
Perc Vox
Short Do
Short Dum Pan 1
Short Dum Pan 2
Solar Voices
Staccatak
TR Bell Cloud 1
TR Bell Cloud 2
TR Bottlized
Tick Voices
Tines Boxy Vox
Touch of Angel
Tough Impact
Vintage Vox
Voice Decay
Vox Pad
Voxchor
Voxmented Bells
Wavetable Diva

Formant Waves

CS70M Sine
FM Formant Wave Dry
FM Formant Wave Large
FM Sine Dry
FM Sine Large
German Box 1A Dry
German Box 1B Chorus
German Box 1C More Chorus
German Box 2A Dry
German Box 2B Chorus
German Box 2C More Chorus
German Box Little PPG
Microwave Harmonics 1
Microwave Harmonics 2
Microwave Harmonics 3
Microwave Soft 01
Microwave Soft 02
Microwave Soft 03
Microwave Soft 04
Microwave Soft 05
Microwave Soft 06
Microwave Soft 07
Microwave Soft 08
Microwave Soft 09
Microwave Soft 10
Microwave Triangle
Microwave Wave Complex
Morpheus Mouth Filter
SA4 Sine Use It
SM2 Generations
SX400 Human Voice 1A
SX400 Human Voice 1B
SX400 Human Voice 2A
SX400 Human Voice 2B
Syn Wavetable Aah
Syn Wavetable Mmh
Syn Wavetable Ooh
Syn Wavetable Spell
Syn Wavetable Uuh
Virus Robot Aah
Virus Robot Eeh
Virus Robot Iih
Virus Robot Vel
Virus Robot Wheel
Vocalist Solo 1
Vocalist Solo 2
Vocalist Solo 3
Vocalist Soprano 1
Vocalist Soprano 2
Vocalist Soprano 3
Vocalist Tenor 1
Vocalist Tenor 2
Vocalist Tenor 3
Wave Solo Voice
Xtra Fuzzy Square
Xtra Invsaw
Xtra Keytracked Noise
Xtra Noise
Xtra Saw
Xtra Square
Xtra Triangle
Xtra Trisaw
Xtra Triwave

FX Movement Choirs

Ambient Choir
Bubble Voices
Glass Voices
Long Voice
Massive Voice Noise
Mini VS Vocal
Miracle Vox
Mix Ah Wave
Morpheus Jungle
Multiplicity
Phaser Angel
Pressure Vibration
Pulsavox
River Side
Rolesis Motion
Slow 2001
Slow Oohs
T Air Thing
VP Mix Ensemble Aah
VP Mix Ensemble Eeh
VP Mix Ensemble Mmh
VP Mix Ensemble Ooh
VP Mx Ens Mh-Oh-Ah Vel
VP Mx Ens Mh-Oh-Ah Wheel
Visual Cible
Voc Highlands
VocalVerse
Vox Desert Bell

Pad Choirs

Dual Vox Ensemble
Eternal
Female Power
Humming Way
Kathedral Choir
M1 Pure Choirs
Mass Choirs
Morpheus Breathly
Mythic Angels
Orchiday
Rolesis Choirs 1
Rolesis Choirs 2
Rolesis Choirs 3
Synth Boys Choir
Synth Classical Aah
Synth Epic
Synth Hummm
TR Big Choir 1
TR Big Choir 2
Tetra Choirs
The Maw
Type Mixed Choir
VP Boys Ensemble
VP Pop Aah
VP Pop Eeh
VP Pop Mmh
VP Pop Ooh
VP Pp Mh-Oh-Ah Vel
VP Pp Mh-Oh-Ah Wheel
WSR Wheel Vox
Whisper Mix

Synth Choirs

Analog Requiem
Dhoohrus
Machine Crowded
Machine Deep Choir
Phase Choirs
Pipes Choirs 1
Pipes Choirs 2
Polychrome Vocal Chorus 1
Polychrome Vocal Chorus 2
Polychrome Vocal Chorus 3
Power Teisco
Rack Ringworm
Solivox
Solo Voxy
Streitchoirs
VP Choir Mix
VP Classic 1 Aah
VP Classic 1 Eeh
VP Classic 1 Mmh
VP Classic 1 Ooh
VP Classic 1 Xt Mh-Oh-Ah Vel
VP Classic 1 Xt Mh-Oh-Ah Wheel
VP Classic 2 Aah
VP Classic 2 Eeh
VP Classic 2 Mmh
VP Classic 2 Ooh
VP Classic 2 Xt Mh-Oh-Ah Vel
VP Classic 2 Xt Mh-Oh-Ah Wheel
Voice Synth
Vox Like
Vox Populi
Voxotron
WS Pan Man

Preset List

Tape Choirs

AI Diva Fast
 AI Diva Slow
 AI Diva Split
 Divine Child Fast
 Divine Child Slow
 Divine Child Split
 Female Duo Choir Fast
 Female Duo Choir Slow
 Female Duo Choir Split
 Georgian Vocoder Fast
 Georgian Vocoder Slow
 Georgian Vocoder Split
 Glorious Fast
 Glorious Slow
 Glorious Split
 Male Duo Choir Fast
 Male Duo Choir Slow
 Male Duo Choir Split
 Mix Choirs Aah Fast
 Mix Choirs Aah Slow
 Mix Choirs Aah Split
 Oblivion Fast
 Oblivion Slow
 Oblivion Split
 Old Bell Fast
 Old Bell Slow
 Old Bell Split
 Old Mello Celeste Choir
 Old Mello Choir Female
 Old Mello Choir Male
 Old Mello Choir Split
 Old Mello Choir Tron
 Pluck Mystery Fast
 Pluck Mystery Slow
 Pluck Mystery Split
 Precursors Fate Fast
 Precursors Fate Slow
 Precursors Fate Split
 Tutti Evolve Fast
 Tutti Evolve Slow
 Tutti Evolve Split
 Tutti Mmh Fast
 Tutti Mmh Slow
 Tutti Mmh Split
 Tutti Ooh Fast
 Tutti Ooh Slow
 Tutti Ooh Split
 Vocoder Honey Fast
 Vocoder Honey Slow
 Vocoder Honey Split

Vocoded Choirs

DVP1 Lag Gah
 DVP1 Nasty Kid
 DVP1 Vintage Female
 DVP1 Vintage Male
 DVP1 Vococeeh
 DVP1 Vocolat
 DVP1 Voucouhder
 FS Vocoding
 FS1R Almost Human Eeh
 FS1R Almost Human Iih
 FS1R Almost Human Ooh
 FS1R Almost Human Vel
 FS1R Almost Human Wheel
 FS1R Choubidou
 FS1R Heavy Body 1
 FS1R Heavy Body 2
 FS1R Heavy Body 3
 FS1R Heavy Body Vel
 FS1R Heavy Body Wheel
 FS1R Horny SID
 FS1R Phase Voice
 FS1R Vibra Tenor
 MicroKil AAve
 MicroKil Ahyy
 MicroKil My
 MicroKil Yeaah
 VP330Mk1 Male 4 Dry
 VP330Mk1 Male 4 Ens
 VP330Mk1 Male 8 Dry
 VP330Mk1 Male 8 Ens
 VP330Mk1 with Strings
 VP330mk2 All Choirs Ens
 VP330mk2 Choirs 4 Ens
 VP330mk2 Choirs 8 Ens
 VP550 Env Aah
 VP550 Env Eeh
 VP550 Env Mmh
 VP550 Env Ooh
 VP550 Env Xt Mh-Oh-Ah Vel
 VP550 Env Xt Mh-Oh-Ah Wheel
 VP550 Straight Aah
 VP550 Straight Eeh
 VP550 Straight Mmh
 VP550 Straight Ooh
 VP550 Strght Xt Mh-Oh-Ah Vel
 VP550 Strght Xt Mh-Oh-Ah Wheel
 Will Bot 1
 Will Bot 2
 Will Bot 3
 Will Bot Vel
 Will Bot Wheel
 ZPlane Robot

Layer Sound List

Attack Choirs

Belle Voix
Fifth 2K
Flutty Choirs
Heavy Pan Jam
IA Doo Long
IA Doo Short
Matrix Attack
Matrix Stac Voices
Mini VS Choir
Mix Bell Choirs
Nineties Plux
Pannox
Perc Vox
Short Do
Short Dum Pan 1
Short Dum Pan 2
Solar Voices
Staccatak
TR Bell Cloud 1
TR Bell Cloud 2
TR Bottlized
Tick Voices
Tines Boxy Vox
Touch of Angel
Tough Impact
Vintage Vox
Voice Decay
Vox Pad
Voxchor
Voxmented Bells
Wavetable Diva

Classical Children

Classical Children Long Aah
Classical Children Long Aah Airy
Classical Children Long Evolve
Classical Children Long Evolve Airy
Classical Children Long Mmh
Classical Children Long Mmh Airy
Classical Children Long Ooh
Classical Children Long Ooh Airy
Classical Children Long Xtra Mmh-Ooh-Aah
Classical Children Long Xtra Mmh-Ooh-Aah Airy
Classical Children Short Aah
Classical Children Short Aah Airy
Classical Children Short Mmh
Classical Children Short Mmh Airy
Classical Children Short Ooh
Classical Children Short Ooh Airy
Classical Children Short Xtra Mmh-Ooh-Aah
Classical Children Short Xtra Mmh-Ooh-Aah Airy

Classical FX

Children Hubbub
Children Hubbub Airy
Children Voice Pad
Children Voice Pad Airy
Male Applause
Male Applause Airy
Male Cluster
Male Cluster Airy
Male Laugh
Male Laugh Airy
Male Talking
Male Talking Airy
Male Voice Pad
Male Voice Pad Airy
Male Wah
Male Wah Airy
Male Whispers
Male Whispers Airy
Tutti Crowd Applause
Tutti Crowd Applause Airy
Tutti Crowd Shout
Tutti Crowd Shout Airy
Tutti Hubbub
Tutti Hubbub Airy
Tutti Voice Cluster
Tutti Voice Cluster Airy
Tutti Voice Frightened
Tutti Voice Frightened Airy
Tutti Voice Gliding
Tutti Voice Gliding Airy
Tutti Voice Pad
Tutti Voice Pad Airy
Strings Low Decrescendo ST

Classical Female

Classical Female Long Aah
Classical Female Long Aah Airy
Classical Female Long Evolve
Classical Female Long Evolve Airy
Classical Female Long Mmh
Classical Female Long Mmh Airy
Classical Female Long Ooh
Classical Female Long Ooh Airy
Classical Female Long Xtra Mmh-Ooh-Aah
Classical Female Long Xtra Mmh-Ooh-Aah Airy
Classical Female Short Aah
Classical Female Short Aah Airy
Classical Female Short Mmh
Classical Female Short Mmh Airy
Classical Female Short Ooh
Classical Female Short Ooh Airy
Classical Female Short Xtra Mmh-Ooh-Aah
Classical Female Short Xtra Mmh-Ooh-Aah Airy

Classical Male

Classical Male Long Aah
Classical Male Long Aah Airy
Classical Male Long Evolve
Classical Male Long Evolve Airy
Classical Male Long Mmh
Classical Male Long Mmh Airy
Classical Male Long Ooh
Classical Male Long Ooh Airy
Classical Male Long Xtra Mmh-Ooh-Aah
Classical Male Long Xtra Mmh-Ooh-Aah Airy
Classical Male Short Aah
Classical Male Short Aah Airy
Classical Male Short Mmh
Classical Male Short Mmh Airy
Classical Male Short Ooh
Classical Male Short Ooh Airy
Classical Male Short Xtra Mmh-Ooh-Aah
Classical Male Short Xtra Mmh-Ooh-Aah Airy

Classical Tutti

Classical Tutti Long Aah
Classical Tutti Long Aah Airy
Classical Tutti Long Evolve
Classical Tutti Long Evolve Airy
Classical Tutti Long Mmh
Classical Tutti Long Mmh Airy
Classical Tutti Long Ooh
Classical Tutti Long Ooh Airy
Classical Tutti Long Xtra Mmh-Ooh-Aah
Classical Tutti Long Xtra Mmh-Ooh-Aah Airy
Classical Tutti Short Aah
Classical Tutti Short Aah Airy
Classical Tutti Short Mmh
Classical Tutti Short Mmh Airy
Classical Tutti Short Ooh
Classical Tutti Short Ooh Airy
Classical Tutti Short Xtra Mmh-Ooh-Aah
Classical Tutti Short Xtra Mmh-Ooh-Aah Airy
Classical Tutti Xtended Long Aah
Classical Tutti Xtended Long Aah Airy
Classical Tutti Xtended Long Mmh
Classical Tutti Xtended Long Mmh Airy
Classical Tutti Xtended Long Mmh-Ooh-Aah
Classical Tutti Xtended Long Mmh-Ooh-Aah Airy
Classical Tutti Xtended Long Ooh
Classical Tutti Xtended Long Ooh Airy
Classical Tutti Xtended Short Aah
Classical Tutti Xtended Short Aah Airy
Classical Tutti Xtended Short Mmh
Classical Tutti Xtended Short Mmh Airy
Classical Tutti Xtended Short Mmh-Ooh-Aah
Classical Tutti Xtended Short Mmh-Ooh-Aah Airy
Classical Tutti Xtended Short Ooh
Classical Tutti Xtended Short Ooh Airy

Folk Chords

Men 5th Eih Crescendo
Men 5th Eih Long
Men 5th Eih Short
Men 5th Ooh Short
Men 6th Eih Long
Men 7Sus4 Eih Long
Men Major Aah Short
Men Major Eih Long
MenMinor Eih Long
Men Sus4 Eih Crescendo
Men Sus4 Eih Long
Women 5th Aah Long
Women 5th Ooh Short
Women 6th Aah Crescendo
Women 6th Aah Long
Women Eih Short
Women Major Aah Short
WomenMinor Aah Short
Women Sus4 Aah Crescendo
Women Sus4 Aah Long
Women Sus4 Inv Aah Long

Layer Sound List

Formant Waves

CS70M Sine
FM Formant Wave Dry
FM Formant Wave Large
FM Sine Dry
FM Sine Large
German Box 1A
German Box 1B
German Box 1C
German Box 2A
German Box 2B
German Box 2C
German Box Little PPG
Microwave Harmonics 1
Microwave Harmonics 2
Microwave Harmonics 3
Microwave Soft 01
Microwave Soft 02
Microwave Soft 03
Microwave Soft 04
Microwave Soft 05
Microwave Soft 06
Microwave Soft 07
Microwave Soft 08
Microwave Soft 09
Microwave Soft 10
Microwave Triangle
Microwave Wave Complex
Morpheus Mouth Filter
SA4 Sine Use It
SM2 Generations
SX400 Human Voice 1A
SX400 Human Voice 1B
SX400 Human Voice 2A
SX400 Human Voice 2B
Syn Wavetable Aah
Syn Wavetable Mmh
Syn Wavetable Ooh
Syn Wavetable Spell
Syn Wavetable Uuh
Virus Robot ALL
Virus Robot Aah
Virus Robot Eeh
Virus Robot Iih
Vocalist Solo 1
Vocalist Solo 2
Vocalist Solo 3
Vocalist Soprano 1
Vocalist Soprano 2
Vocalist Soprano 3
Vocalist Tenor 1
Vocalist Tenor 2
Vocalist Tenor 3
Wave Solo Voice
Xtra Fuzzy Square
Xtra Invsaw
Xtra Keytracked Noise
Xtra Noise
Xtra Saw
Xtra Square
Xtra Triangle
Xtra Trisaw
Xtra Triwave

Georgian Choirs

Georgian Choirs Long Aah
Georgian Choirs Long Eeh
Georgian Choirs Long Iih
Georgian Choirs Long Mmh
Georgian Choirs Long Ooh
Georgian Choirs Long Uuh
Georgian Choirs Phrases 070BPM Hirao
Georgian Choirs Phrases 070BPM Ieaaau
Georgian Choirs Phrases 070BPM Iieba
Georgian Choirs Phrases 070BPM Takatakata
Georgian Choirs Phrases 140BPM Hirao
Georgian Choirs Phrases 140BPM Ieaaau
Georgian Choirs Phrases 140BPM Takatakata
Georgian Choirs Short A
Georgian Choirs Short Che
Georgian Choirs Short Da
Georgian Choirs Short Di
Georgian Choirs Short Hu
Georgian Choirs Short Ka
Georgian Choirs Short Kai
Georgian Choirs Short Ki
Georgian Choirs Short Ma
Georgian Choirs ShortMi
Georgian Choirs Short Na
Georgian Choirs Short Ni
Georgian Choirs Short Nu
Georgian Choirs Short Ra
Georgian Choirs Short Xe
Georgian Choirs Short Ya
Georgian Choirs Short Ye
Georgian Choirs Short Yo
Georgian Choirs Xtra Long Mmh-Ooh-Uuh
Georgian Choirs Xtra Long Mmh-Uuh-Aah
Georgian Choirs Xtra Long Ooh-Eeh-Iih
Georgian Choirs Xtra Short Hu-Yo-Da
Georgian Choirs Xtra Short Ra-Ma-Kai
Georgian Choirs Xtra Short Xe-Mi-Di

Georgian FX

Glissando a
Glissando e
Glissando i
Glissando o
Glissando u
Percs ch
Percs chk
Percs k
Percs p
Percs t
Percs tk
Percs ts
Chords Winds Low 3 ST

FX Movement Choirs

Ambient Choir
Bubble Voices
Ethereal Split
Glass Voices
Long Voice
Massive Voice Noise
Mini VS Vocal
Miracle Vox
Mix Ah Wave
Morpheus Jungle
Multiplicity
Phaser Angel
Pressure Vibration
Pulsavox
River Side
Rolesis Motion
Slow 2001
Slow Oohs
T Air Thing
VPMix Ensemble Aah
VPMix Ensemble Eeh
VPMix Ensemble Mmh
VPMix Ensemble Mmh-Ooh-Aah
VPMix Ensemble Ooh
Visual Cible
Voc Highlands
VocalVerse
Vox Desert Bell

Pad Choirs

Dual Vox Ensemble
Eternal
Female Power
Humming Way
Kathedral Choir
M1 Pure Choirs
Mass Choirs
Morpheus Breathly
Mythic Angels
Orchiday
Rolesis Choirs 1
Rolesis Choirs 2
Rolesis Choirs 3
Synth Boys Choir
Synth Classical Aah
Synth Epic
Synth Hummm
TR Big Choir 1
TR Big Choir 2
Tetra Choirs
The Maw
TypeMixed Choir
VP Boys Ensemble
VP Pop Aah
VP Pop Eeh
VP Pop Mmh
VP Pop Mmh-Ooh-Aah
VP Pop Ooh
WSR Wheel Vox
WhisperMix

Solo Vox Female

Anja Aah
Anja Mmh
Anja Ooh
Anja Uuh
Anja Xtra Mmh-Ooh-Aah
Anja Xtra Mmh-Uuh-Aah
Chiara Aah
Chiara Aah Vibrato
Chiara Uuh
Chiara Uuh Vibrato
Chiara Xtra Uuh-Aah
Chiara Xtra Vibrato Uuh-Aah
Debbie Mmh Vibrato
Debbie Ooh Vibrato
Debbie Uuh Vibrato
Debbie Xtra Vibrato Mmh-Ooh-Uuh
Malin Mmh
Malin Ooh
Malin Ooh Vibrato
Malin Xtra Vibrato Mmh-Ooh-Uuh

Solo Vox Male

Bendix Aah
Bendix Mmh
Bendix Ooh
Bendix Uuh
Bendix Xtra Mmh-Ooh-Aah
Bendix Xtra Mmh-Uuh-Aah
Friedemann Aah Vibrato
Friedemann Uuh
Friedemann Uuh Vibrato
Friedmann Xtra Aah-Uuh
Stavros Aah
Stavros Mmh
Stavros Ooh
Stavros Xtra Mmh-Ooh-Aah

Studio All

Studio All Crescendo Aah
Studio All Crescendo Mmh
Studio All Crescendo Ooh
Studio All Crescendo Uuh
Studio All Crescendo Xtra Mmh-Ooh-Aah
Studio All Crescendo Xtra Mmh-Uuh-Ooh
Studio All Crescendo Xtra Uuh-Ooh-Aah
Studio All Long Aah
Studio All Long Mmh
Studio All Long Ooh
Studio All Long Uuh
Studio All Long Xtra Mmh-Ooh-Aah
Studio All Long Xtra Mmh-Uuh-Aah
Studio All Short Aah
Studio All Short Mmh
Studio All Short Ooh
Studio All Short Uuh
Studio All Short Xtra Mmh-Ooh-Aah
Studio All Short Xtra Mmh-Uuh-Aah

Layer Sound List

Studio High

Alto Crescendo Aah
 Alto Crescendo Mmh
 Alto Crescendo Uuh
 Alto Crescendo Xtra Mmh-Uuh-Aah
 Alto Long Aah
 Alto Long Mmh
 Alto Long Ooh
 Alto Long Uuh
 Alto Long Xtra Mmh-Ooh-Aah
 Alto Short Aah
 Alto Short Mmh
 Alto Short Ooh
 Alto Short Uuh
 Soprano Crescendo Aah
 Soprano Crescendo Mmh
 Soprano Crescendo Ooh
 Soprano Crescendo Uuh
 Soprano Crescendo Xtra Mmh-Ooh-Aah
 Soprano Long Aah
 Soprano Long Mmh
 Soprano Long Ooh
 Soprano Long Uuh
 Soprano Long Xtra Mmh-Ooh-Aah
 Soprano Short Aah
 Soprano Short Mmh
 Soprano Short Ooh
 Soprano Short Uuh

Studio Low

Bass Crescendo Aah
 Bass Crescendo Mmh
 Bass Crescendo Ooh
 Bass Crescendo Uuh
 Bass Crescendo Xtra Mmh-Ooh-Aah
 Bass Long Aah
 Bass Long Mmh
 Bass Long Ooh
 Bass Long Uuh
 Bass Long Xtra Mmh-Ooh-Aah
 Bass Short Aah
 Bass Short Mmh
 Bass Short Ooh
 Bass Short Uuh
 Tenor Crescendo Aah
 Tenor Crescendo Mmh
 Tenor Crescendo Ooh
 Tenor Crescendo Uuh
 Tenor Crescendo Xtra Mmh-Ooh-Aah
 Tenor Long Aah
 Tenor Long Mmh
 Tenor Long Ooh
 Tenor Long Uuh
 Tenor Long Xtra Mmh-Ooh-Aah
 Tenor Short Aah
 Tenor Short Mmh
 Tenor Short Ooh
 Tenor Short Uuh

Synth Choirs

Analog Requiem
 Dhoohrus
 Machine Crowded
 Machine Deep Choir
 Phase Choirs
 Pipes Choirs 1
 Pipes Choirs 2
 Polychrome Vocal Chorus 1
 Polychrome Vocal Chorus 2
 Polychrome Vocal Chorus 3
 Power Teisco
 Rack Ringworm
 Solivox
 Solo Voxxy
 Streitchoirs
 VP ChoirMix
 VP Classic 1 Aah
 VP Classic 1 Eeh
 VP Classic 1 Mmh
 VP Classic 1 Ooh
 VP Classic 1 Xtra Mmh-Ooh-Aah
 VP Classic 2 Aah
 VP Classic 2 Eeh
 VP Classic 2 Mmh
 VP Classic 2 Ooh
 VP Classic 2 Xtra Mmh-Ooh-Aah
 Voice Synth
 Vox Like
 Vox Populi
 Voxotron
 WS Pan Man

Tape Choirs

AI Diva Fast
 AI Diva Slow
 Divine Child Fast
 Divine Child Slow
 Female Duo Choir Fast
 Female Duo Choir Slow
 Georgian Vocoder Fast
 Georgian Vocoder Slow
 Glorious Fast
 Glorious Slow
 Male Duo Choir Fast
 Male Duo Choir Slow
 Mix Choirs Aah Fast
 Mix Choirs Aah Slow
 Oblivion Fast
 Oblivion Slow
 Old Bell Fast
 Old Bell Slow
 Old Mello Celeste Choir
 Old Mello Choir Female
 Old Mello Choir Male
 Old Mello Choir Tron
 Pluck Mystery Fast
 Pluck Mystery Slow
 Precursors Fate Fast
 Precursors Fate Slow
 Tutti Evolve Fast
 Tutti Evolve Slow
 Tutti Mmh Fast
 Tutti Mmh Slow
 Tutti Ooh Fast
 Tutti Ooh Slow
 Vocoder Honey Fast
 Vocoder Honey Slow










Vocoded Choirs

DVP1 Lag Gah
 DVP1 Nasty Kid
 DVP1 Vintage Female
 DVP1 Vintage Male
 DVP1 Vococceeh
 DVP1 Vocolat
 DVP1 Voucouhder
 Da Will Bot 1
 Da Will Bot 2
 Da Will Bot 3
 Da Will Bot VEL
 FS Vocoding
 FS1R Almost Human Eeh
 FS1R Almost Human Iih
 FS1R Almost Human Ooh
 FS1R Almost Human VEL
 FS1R Choubidou
 FS1R Heavy Body 1
 FS1R Heavy Body 2
 FS1R Heavy Body 3
 FS1R Heavy Body VEL
 FS1R Horny SID
 FS1R Phase Voice
 FS1R Vibra Tenor
 MicroKil AAve
 MicroKil Ahyy
 MicroKil My
 MicroKil Yeaah
 VP330Mk1 Male 4 Dry
 VP330Mk1 Male 4 Ens
 VP330Mk1 Male 8 Dry
 VP330Mk1 Male 8 Ens
 VP330Mk1 with Strings
 VP330mk2 All Choirs Ens
 VP330mk2 Choirs 4 Ens
 VP330mk2 Choirs 8 Ens
 VP550 Env Aah
 VP550 Env Eeh
 VP550 Env Mmh
 VP550 Env Ooh
 VP550 Env Xtra Mmh-Ooh-Aah
 VP550 Straight Aah
 VP550 Straight Eeh
 VP550 Straight Mmh
 VP550 Straight Ooh
 VP550 Straight Xtra Mmh-Ooh-Aah
 ZPlane Robot

Links

////////////////////////////////////

UVI

Home	uvi.net/ 
UVI Portal	uvi.net/uvi-portal 
SonicPass	uvi.net/sonicpass 
Manage Your Products	uvi.net/download-with-portal 
Soundbank Installation Guide	installing_uvi_soundbanks_en.pdf 
UVI Workstation User Guide	uviworkstation_user_guide_en.pdf 
FAQ	uvi.net/faq 
Tutorial and Demo Videos	youtube.com/ 
Support	uvi.net/contact-support 

iLok

Home	ilok.com/ 
iLok License Manager	ilok.com/ilm.html 
FAQ	ilok.com/supportfaq 



AUGMENTED CHOIRS

Credits and Thanks

Produced by UVI

Recording / Editing / Sound Design

Vincenzo Bellanova
Guillaume Bonneau
Alain Etchart
Théo Gallienne
Kevin Guilhaumou
Marco Iodice
Alix Labbe
Simon Potet
Emeric Tschambser
Arthur Waligorski
Louis Weiser

Software + Scripting

Thomas Kowalski
R  my Muller
Olivier Tristan
Damien Vallet

GUI + Design

Nathaniel Reeves

Documents

Nathaniel Reeves
Kai Tomita



UVI.NET